

Designer Tile Hearth Pads



BY THE FIRE™
~Hearth Products~


Enhance the warmth, beauty and charm of your home with a By the Fire Hearth Pad and provide safe protection for your floors. Natural variations in the tile make each hearth uniquely beautiful.



- ANGLE IRON FRAME – nothing to crack, splinter or warp
- BEAUTIFUL TILE BORDER – handcrafted in every hearth pad
- INSTANT INSTALLATION – simply lay on top of existing flooring
- SAFE FLOOR PROTECTION – ULC listed floor protector




Corner Pad



Standard Pad

Decorator Options for Estate and Stone Series

Customize and accentuate your By the Fire hearth pad with your choice of Heritage or solid oak trim, a riser platform, or handcrafted mosaic inlay.



Heritage Trim kit attaches in minutes. Metallic charcoal finish is paintable to match any stove color.



Ashblend corner pad with optional mosaic inlay and black laminate riser

**EXCEPTIONAL
PRICE VALUE**

K-Value Hearth Pads are tested to an impressive heat conductivity value of .84 K due to their unique aluminum air channels. Pads feature durable powder coat finished frames and are manufactured from 100% noncombustible materials.

ESTATE SERIES

Graphite

Café au lait

Emberstone

STONE SERIES

Ashblend

Sandstone

Ironstone

Seafoam

Earthtone

K-VALUE SERIES

Silverstone

Night Sky

Cinnamon

See back for specifications ►

Easy install Stove Surrounds give your stove a Home.



Large Corner Surround

8 Gray Rockface Panels with
2 Edge Trim and 2 Small Shelves

Light Fast Strong

WINGSTONE is also available in these stone faces.



LEDGESTONE - GRAY



LEDGESTONE - BUFF



Combine a By the Fire Hearth Pad with a WINGSTONE Stove Surround for the beauty and ambience of natural stone, without the mess of costly masonry construction.

- Strong, lightweight modular panels
- Installs in minutes with glue & screws
- Extremely durable structural urethane
- Realistic stone faces and colors
- Mix and match components for a stunning customized stove setting

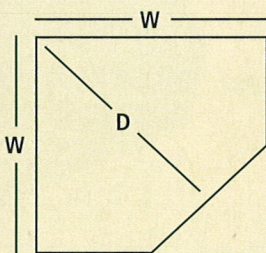


Large Flatwall Surround

4 Buff Rockface Panels with
2 Edge Trim and 1 Small Shelf

Maintain required clearances to combustibles between fireplace and WINGSTONE components.
Licensed under PolyRock Technologies LLC US Patent # 6,607,683 (International Patents Pending)

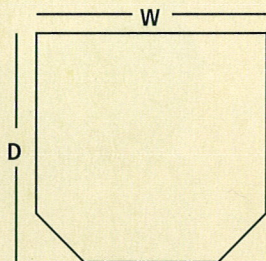
HEARTH PAD SPECIFICATIONS



CORNER PAD

36" W x 36" W x 42" D
40" W x 40" W x 49" D
48" W x 48" W x 60" D
54" W x 54" W x 58" D (K-Value 64" D)
60" W x 60" W x 67" D

FIVE-YEAR WARRANTY
on all
By the Fire tile products




STANDARD PAD

24" D x 30" W	48" D x 48" W
24" D x 36" W	48" D x 40" W
30" D x 32" W	54" D x 48" W
36" D x 36" W	54" D x 60" W
40" D x 40" W	

HEARTH EXTENSION

12" D x 48" W
18" D x 48" W
18" D x 60" W



Height of Hearth Pad: 1 1/4"
Height of Hearth Pad Riser: 3 1/2"

All dimensions are approximate.
Color shade variation inherent in all clay products.

CUSTOM SIZES AND SHAPES AVAILABLE BY SPECIAL ORDER



BY THE FIRE™
HEARTH PRODUCTS INC.

YOUR LOCAL BY THE FIRE DEALER

Byrn - E - Stoves
RR # 3 Essex, Ontario
519 - 723 - 2792
519 - 980 - 4926